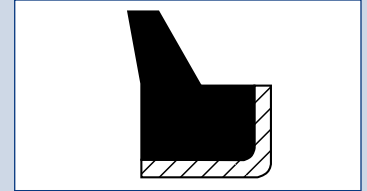


### STYLE MCN

Incorporates an external metal case with an 80 Durometer Nitrile lip. Designed for press-in fitting in open housings.




### STYLE MCU

Utilizing a sturdy metal case, these wipers are molded from the same high performance urethane used in our Heavy Duty U-seals. Built for severe service, these wipers are capable of surviving hostile environments. 90 Duro URETHANE




### STYLE MSWE METRIC

One piece snap-in wiper for heavy duty applications. Metric equivalent to the ST Style (inch dimensions). Available in 80 Durometer Urethane, 92 Durometer Urethane, and 85 Durometer Fluoroelastomer.



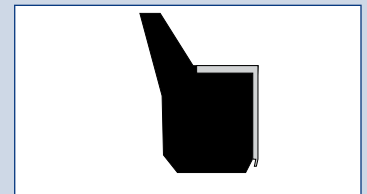
### STYLE MSWN METRIC

This medium duty wiper is molded in nitrile rubber.




### STYLE MCW METRIC

Incorporates a metal insert for reinforcement. Capable of bridging a large tolerance and cannot seize due to rust. Available in 80 Durometer Nitrile.




### STYLE MCWE METRIC

This wiper is molded from high grade urethane and bonded to a carbon steel case in a single lip design. Urethane Lip.



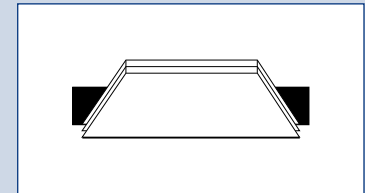
### STYLE MSWS METRIC

Similar to the ST Style but has a step profile that provides an excellent interference fit in its groove and provides the wiper lip additional support. DMR stocks the MSWS Style in 92 Durometer URETHANE.




### STYLE SG

Each Seal Guard Wiper consists of two flexible bronze rings which are held in place by a nitrile cushion ring. The cushion ring absorbs side loads and energizes the wiper to maintain close contact with the rod. While particularly suited for hostile environments, seal guard wipers shave off sand, grift, slag, flux, paint, moisture, chips and slivers.



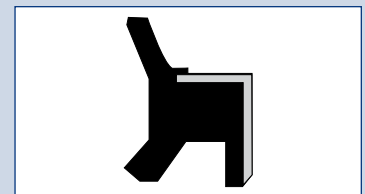
### STYLE MCHD

Metal Clad Metric Wiper. Metal Casing.




### STYLE MCKBI METRIC

Utilizing a double lip of urethane bonded to a carbon steel case, this wiper prevents contaminant ingress at the wiping lip and around the outer case.




### STYLE MSWP METRIC

This wiper features a lip on top of the shoulder which makes contact with the throat of the groove. This serves to prevent contaminants from entering the groove.




### STYLE MSWH METRIC

Molded in urethane, this wiper features a double lip which prevents fluid that seeps by the rod seal from exiting the cylinder.




### STYLE MCWI METRIC PIN WIPERS

This wiper is a single lip design molded from high grade urethane and bonded to a carbon steel case.




### STYLE MDS METRIC PIN WIPERS

Molded in nitrile with steel case, this seal is double cased and used to exclude contaminants from cylinder link pins.



### STYLE MCWA METRIC PIN WIPERS

This seal is single cased with a urethane lip and used to exclude contaminants from cylinder link pins.



## STYLE MCN Metric Wipers

DMR Part Number	A Rod Dia.	B O.D. Wiper	C Height
MCN-0500	1/2	11/16	3/32
MCN-0501	1/2	3/4	1/8
MCN-0625	5/8	15/16	3/16
MCN-0626	5/8	7/8	1/8
MCN-0750	3/4	1-1/4	1/4
MCN-0751	3/4	1	1/8
MCN-0873	7/8	1-1/8	1/8
MCN-0875	7/8	1-1/4	3/16
MCN-1001	1	1-1/4	1/8
MCN-1003	1	1-3/8	3/16
MCN-1004	1	1-7/16	1/4
MCN-1005	1	1-1/2	3/16
MCN-1006	1	1-5/16	1/8
MCN-1060	1-1/16	1-1/2	3/16
MCN-1125	1-1/8	1-1/2	3/16
MCN-1126	1-1/8	1-3/8	1/8
MCN-1127	1-1/8	1-9/16	1/4
MCN-1129	1-1/8	1-5/8	1/4
MCN-1251	1-1/4	1-1/2	1/8
MCN-1253	1-1/4	1-11/16	3/16
MCN-1254	1-1/4	1-3/4	1/4
MCN-1255	1-1/4	1-7/8	1/4
MCN-1256	1-1/4	1-5/8	1/4
MCN-1375	1-3/8	1-3/4	3/16
MCN-1376	1-3/8	1-7/8	1/4
MCN-1377	1-3/8	1-5/8	1/8
MCN-1502	1-1/2	1-7/8	1/4
MCN-1503	1-1/2	1-7/8	3/16
MCN-1504	1-1/2	2	1/4
MCN-1625	1-5/8	2-1/8	1/4
MCN-1626	1-5/8	2-5/8	1/4
MCN-1753	1-3/4	2-1/8	3/16

DMR Part Number	A Rod Dia.	B O.D. Wiper	C Height
MCN-1754	1-3/4	2-1/4	1/4
MCN-1755	1-3/4	2-3/8	1/4
MCN-1756	1-3/4	2-5/8	1/4
MCN-1877	1-7/8	2-1/4	3/16
MCN-1879	1-7/8	2-1/2	1/4
MCN-2001	2	2-3/8	3/16
MCN-2002	2	2-5/8	1/4
MCN-2003	2	2-1/2	1/4
MCN-2006	2	2-3/4	1/4
MCN-2007	2	2-7/8	15/32
MCN-2125	2-1/8	2-1/2	3/16
MCN-2251	2-1/4	2-5/8	1/4
MCN-2253	2-1/4	2-3/4	1/4
MCN-2255	2-1/4	2-7/8	1/4
MCN-2371	2-3/8	3	1/4
MCN-2501	2-1/2	3	1/4
MCN-2504	2-1/2	3-1/8	1/4
MCN-2660	2.66	3-1/4	3/8
MCN-2750	2-3/4	3-1/4	1/4
MCN-2751	2-3/4	3-1/8	3/16
MCN-2756	2-3/4	3-3/4	3/8
MCN-3001	3	3-1/2	1/4
MCN-3003	3	3-3/4	1/4
MCN-3504	3-1/2	4	1/4

## STYLE MCU Metric Wipers

DMR Part Number	A Rod Dia.	B O.D. Wiper	C Height
MCU-0625-D	5/8	1-1/8	5/16
MCU-0750-D	3/4	1-1/4	5/16
MCU-0875-D	7/8	1-3/8	5/16
MCU-1000-D	1	1-1/2	5/16
MCU-1120-D	1-1/8	1-5/8	5/16
MCU-1250-D	1-1/4	1-3/4	5/16
MCU-1254-D	1-1/4	1-3/4	1/4
MCU-1375-D	1-3/8	1-7/8	5/16
MCU-1500-D	1-1/2	2	5/16
MCU-1501-D	1-1/2	1-7/8	1/4
MCU-1502-D	1-1/2	2	1/4
MCU-1506-D	1-1/2	2-1/4	3/8
MCU-1624-D	1-5/8	2-1/8	1/4
MCU-1625-D	1-5/8	2-1/8	5/16
MCU-1750-D	1-3/4	2-1/4	5/16
MCU-1751-D	1-3/4	2-1/4	1/4
MCU-1755-D	1-3/4	2-7/16	3/8
MCU-1875-D	1-7/8	2-3/8	5/16
MCU-1876-D	1-7/8	2-9/16	3/8
MCU-2000-D	2	2-1/2	5/16
MCU-2002-D	2	2-1/2	1/4
MCU-2004-D	2	2-5/8	1/4
MCU-2006-D	2	2-11/16	3/8
MCU-2124-D	2-1/8	2-5/8	5/16
MCU-2125-D	2-1/8	2-7/8	3/8
MCU-2188-D	2-3/16	2-11/16	3/8
MCU-2250-D	2-1/4	2-3/4	5/16
MCU-2251-D	2-1/4	2-3/4	1/4
MCU-2253-D	2-1/4	3	3/8
MCU-2375-D	2-3/8	2-7/8	5/16
MCU-2376-D	2-3/8	3-1/8	3/8
MCU-2500-D	2-1/2	3	5/16

DMR Part Number	A Rod Dia.	B O.D. Wiper	C Height
MCU-2501-D	2-1/2	3-1/4	1/4
MCU-2502-D	2-1/2	3-1/4	3/8
MCU-2503-D	2-1/2	3	3/16
MCU-2624-D	2-5/8	3-1/8	5/16
MCU-2625-D	2-5/8	3-1/8	1/4
MCU-2750-D	2-3/4	3-1/4	5/16
MCU-2754-D	2-3/4	3-1/2	1/4
MCU-2755-D	2-3/4	3-3/4	1/2
MCU-2758-D	2-3/4	3-1/2	1/2
MCU-3000-D	3	3-1/2	5/16
MCU-3002-D	3	3-3/4	1/4
MCU-3008-D	3	4	1/2
MCU-3125-D	3-1/8	3-3/4	3/8
MCU-3250-D	3-1/4	4-1/4	1/2
MCU-3254-D	3-1/4	3-3/4	5/16
MCU-3256-D	3-1/4	3-7/8	5/16
MCU-3375-D	3-3/8	4	5/16
MCU-3500-D	3-1/2	4	5/16
MCU-3504-D	3-1/2	4-1/4	1/4
MCU-3506-D	3-1/2	4-1/8	5/16
MCU-3508-D	3-1/2	4-1/2	1/2
MCU-3750-D	3-3/4	4-1/4	5/16
MCU-3751-D	3-3/4	4-3/4	1/2
MCU-3754-D	3-3/4	4-3/8	5/16
MCU-3755-D	3-3/4	4-1/2	5/16
MCU-4000-D	4	5	1/2
MCU-4002-D	4	4-3/4	5/16
MCU-4005-D	4	4-5/8	5/16
MCU-4250-D	4-1/4	5-1/4	1/2
MCU-4252-D	4-1/4	4-3/4	5/16
MCU-4375-D	4-3/8	5	5/16
MCU-4505-D	4-1/2	5-1/8	5/16

## STYLE MCU Metric Wipers

DMR Part Number	A Rod Dia.	B O.D. Wiper	C Height
MCU-4508-D	4-1/2	5-1/2	1/2
MCU-4750-D	4-3/4	5-3/4	1/2
MCU-4751-D	4-3/4	5-3/8	5/16
MCU-5000-D	5	5-3/4	5/16
MCU-5002-D	5	6	1/2
MCU-5250-D	5-1/4	6	5/16
MCU-5500-D	5-1/2	6-1/8	3/8
MCU-5750-D	5-3/4	6-3/8	3/8
MCU-5751-D	5-3/4	6-3/4	1/2
MCU-6001-D	6	6-5/8	3/8
MCU-6002-D	6	7	1/2
MCU-6250-D	6-1/4	6-3/4	5/16
MCU-6500-D	6-1/2	7-1/2	5/8
MCU-6503-D	6-1/2	7-1/4	5/16
MCU-6751-D	6-3/4	7-1/4	5/16
MCU-6753-D	6-3/4	7-3/4	1/2
MCU-7002-D	7	8	1/2
MCU-8000-D	8	8-3/4	3/8
MCU-8120-D	8-1/8	8-5/8	5/16
MCU-11000-D	11	12	0.550
MCU-12500-D	12-1/2	13-1/2	0.550
MCU-13500-D	13-1/2	14-1/2	0.550

## STYLE MSWE Metric Wipers

DMR Part Number	ID	OD	H
MSWE-14x20x3.8	14	20	3.8
MSWE-16x22x3	16	22	3
MSWE-18x24x3.5	18	24	3.5
MSWE-20x26x3	20	26	3
MSWE-20x28x5	20	28	5
MSWE-22x30x5	22	30	5
MSWE-25x33x5	25	33	5
MSWE-28x36x5	28	36	5
MSWE-30x38x5	30	38	5
MSWE-32x40x5	32	40	5
MSWE-35x43x5	35	43	5
MSWE-36x44x5	36	44	5
MSWE-40x48x5	40	48	5
MSWE-40x50x5	40	50	5
MSWE-40x50x7	40	50	7
MSWE-42x50x4	42	50	4
MSWE-45x53x5	45	53	5
MSWE-45x55x5	45	55	5
MSWE-50x58x5	50	58	5
MSWE-50x60x5	50	60	5
MSWE-50x60x7	50	60	7
MSWE-55x63x5	55	63	5
MSWE-56x64x5	56	64	5
MSWE-56x66x6.3	56	66	6.3
MSWE-60x68x5	60	68	5
MSWE-60x70x7	60	70	7
MSWE-63x71x5	63	71	5
MSWE-63x71.6x5	63	71.6	5
MSWE-63x73x6.3	63	73	6.3
MSWE-65x73x5	65	73	5
MSWE-65x75x7	65	75	7
MSWE-70x78x5	70	78	5
MSWE-75x83x5	75	83	5
MSWE-78x88x5	78	88	5

## STYLE MSWE Metric Wipers

DMR Part Number	ID	OD	H
MSWE-80x88x5	80	88	5
MSWE-80x92x7	80	92	7
MSWE-85x93x5	85	93	5
MSWE-90x98x5	90	98	5
MSWE-90x100x6.3	90	100	6.3
MSWE-90x102x7	90	102	7
MSWE-95x107x7	95	107	7
MSWE-99x109x5	99	109	5
MSWE-100x115x9.5	100	115	9.5
MSWE-105x113x5	105	113	5
MSWE-110x122x7	110	122	7
MSWE-115x127x7	115	127	7
MSWE-120x128x5	120	128	5
MSWE-120x130x5	120	130	5
MSWE-120x132x7	120	132	7
MSWE-125x137x7	125	137	7
MSWE-130x142x7	130	142	7
MSWE-140x148x5	140	148	5
MSWE-141x151x5	141	151	5
MSWE-150x162x7	150	162	7
MSWE-160x168x5	160	168	5
MSWE-162x172x5	162	172	5
MSWE-183x193x5	183	193	5
MSWE-200x220x10	200	220	10
MSWE-207x217x5	207	217	5

## STYLE MSWN Metric Wipers

DMR Part Number	ID	OD	H
MSWN-18X26X5	18	26	5
MSWN-20X28X4	20	28	4
MSWN-28X36X4	28	36	4
MSWN-30X42X6	30	42	6
MSWN-32X42X5	32	42	5
MSWN-32X44X6	32	44	6
MSWN-35X47X6	35	47	6
MSWN-36X48X6	36	48	6
MSWN-38X46X5	38	46	5
MSWN-40X52X6	40	52	6
MSWN-45X57X6	45	57	6
MSWN-50X62X5	50	62	5
MSWN-50X62X6	50	62	6
MSWN-55X65X5	55	65	5
MSWN-55X67X6	55	67	6
MSWN-56X66X5	56	66	5
MSWN-60X70X5	60	70	5
MSWN-63X73X5	63	73	5
MSWN-65X75X5	65	75	5
MSWN-70X80X5	70	80	5
MSWN-70X82X6	70	82	7
MSWN-70X82X7	70	82	7
MSWN-85X97X7	85	97	7
MSWN-100X112X7	110	112	7
MSWN-105X117X7	105	117	7
MSWN-140X152X7	140	152	7

## STYLE MCW Metric Wipers

DMR Part Number	ID	OD	H
MCW-20x30x4	20	30	4
MCW-25x37x6	25	37	6
MCW-28x38x5	28	38	5
MCW-30x42x6	30	42	6
MCW-30x45x7	30	45	7
MCW-32x44x7	32	44	7
MCW-32x45x7	32	45	7
MCW-32x52x8	32	52	8
MCW-35x47x7	35	47	7
MCW-38x50x7	38	50	7
MCW-40x52x7	40	52	7
MCW-45x57x7	45	57	7
MCW-50x62x7	50	62	7
MCW-55x69x8	55	69	8
MCW-56x70x8	56	70	8
MCW-60x74x8	60	74	8
MCW-63x77x8	63	77	8
MCW-65x79x8	65	79	8
MCW-70x80x7	70	80	7
MCW-70x84x8	70	84	8
MCW-75x89x8	75	89	8
MCW-80x94x8	80	94	8
MCW-85x99x8	85	99	8
MCW-90x104x8	90	104	8
MCW-95x109x8	95	109	8
MCW-105x119x9	105	119	9
MCW-105x121x9	105	121	9
MCW-110x126x9	110	126	9
MCW-115x131x9	115	131	9
MCW-120x136x9	120	136	9
MCW-130x146x9	130	146	9
MCW-140x160x10	140	160	10
MCW-150x170x10	150	170	10
MCW-160x180x10	160	180	10
MCW-180x205x12	180	205	12

## STYLE MCWE Metric Wipers

DMR Part Number	ID	OD	H
MCWE-12x20x4	12	20	4
MCWE-18x28x7	18	28	7
MCWE-20x28x3.5	20	28	3.5
MCWE-20x30x5	20	30	5
MCWE-20x30x7	20	30	7
MCWE-22x32x6	22	32	6
MCWE-25x35x7	25	35	7
MCWE-28x38x7	28	38	7
MCWE-30x40x5	30	40	5
MCWE-30x40x7	30	40	7
MCWE-32x42x7	32	42	7
MCWE-32x45x7	32	45	7
MCWE-33x43x7	33	43	7
MCWE-35x45x7	35	45	7
MCWE-36x45x7	36	45	7
MCWE-36x46x7	36	46	7
MCWE-40x50x7	40	50	7
MCWE-42x52x7	42	52	7
MCWE-45x55x7	45	55	7
MCWE-50x60x7	50	60	7
MCWE-55x65x7	55	65	7
MCWE-56x66x7	56	66	7
MCWE-60x70x7	60	70	7
MCWE-63x75x7	63	75	7
MCWE-65x75x7	65	75	7
MCWE-70x80x7	70	80	7
MCWE-80x90x7	80	90	7
MCWE-85x95x7	85	95	7
MCWE-90x100x7	90	100	7
MCWE-105x115x7	105	115	7
MCWE-110x120x7	110	120	7
MCWE-115x125x7	115	125	7
MCWE-120x130x7	120	130	7

**STYLE MSWS Metric Wipers**

<b>DMR Part Number</b>	<b>ID</b>	<b>OD</b>	<b>H</b>
MSWS-16X24X4	16	24	4
MSWS-20X28X4	20	28	4
MSWS-22X30X4	22	30	4
MSWS-25X33X4	25	33	4
MSWS-28X36X4	28	36	4
MSWS-30X38X4	30	38	4
MSWS-32X40X4	32	40	4
MSWS-35X43X4	35	43	4
MSWS-36X44X4	36	44	4
MSWS-40X48X4	40	48	4
MSWS-42X50X4	42	50	4
MSWS-45X53X4	45	53	4
MSWS-50X58X4	50	58	4
MSWS-55X63X4	55	63	4
MSWS-56X64X4	56	64	4
MSWS-60X68X4	60	68	4
MSWS-63X71X4	63	71	4
MSWS-65X73X4	65	73	4
MSWS-70X78X4	70	78	4
MSWS-80X88X4	80	88	4
MSWS-90X98X4	90	98	4
MSWS-100X108X4	100	108	4

**STYLE SG Metric Wipers**

DMR Part Number	A - Rod Diameter	B - Throat Diameter	C - Groove Diameter	D	E - Groove Width
SG-0.500	0.500	0.714	0.750	.018	.125
SG-0.750	0.750	1.082	1.125	.022	.188
SG-0.875	0.875	1.207	1.250	.022	.188
SG-1.000	1.000	1.332	1.375	.022	.188
SG-1.125	1.125	1.457	1.500	.022	.188
SG-1.250	1.250	1.582	1.625	.022	.188
SG-1.375	1.375	1.707	1.750	.022	.188
SG-1.500	1.500	1.832	1.875	.022	.188
SG-1.750	1.750	2.082	2.125	.022	.188
SG-2.000	2.000	2.440	2.500	.030	.250
SG-2.250	2.250	2.690	2.750	.030	.250
SG-2.500	2.500	2.940	3.000	.030	.250
SG-3.000	3.000	3.440	3.500	.030	.250
SG-3.500	3.500	3.940	4.000	.030	.250

**STYLE MCHD Metric Wipers**

DMR Part Number	A Rod Dia.	B O.D. Wiper	C Height
MCHD-1506-D	1-1/2	2-1/4	.433
MCHD-1755-D	1-3/4	2-7/16	.433
MCHD-2006-D	2	2-11/16	.433
MCHD-2253-D	2-1/4	3	.433
MCHD-2502-D	2-1/2	3-1/4	.415
MCHD-2755-D	2-3/4	3-3/4	.555
MCHD-3008-D	3	4	.555
MCHD-3250-D	3-1/4	4-1/4	.555
MCHD-3508-D	3-1/2	4-1/2	.555
MCHD-3751-D	3-3/4	4-3/4	.555
MCHD-4000-D	4	5	.555
MCHD-5002-D	5	6	.555
MCHD-6753-D	6-3/4	7-3/4	.555
MCHD-7002-D	7	8	.555

## STYLE MCKBI Metric Wipers

DMR Part Number	ID	OD	H
MCKBI-25x37x6	25	37	6
MCKBI-30x42x6	30	42	6
MCKBI-35x47x7	35	47	7
MCKBI-40x50x7	40	50	7
MCKBI-40x52x7	40	52	7
MCKBI-45x57x7	45	57	7
MCKBI-50x62x7	50	62	7
MCKBI-55x69x8	55	69	8
MCKBI-60x74x8	60	74	8
MCKBI-65x79x8	65	79	8
MCKBI-70x82x7	70	82	7
MCKBI-70x84x8	70	84	8
MCKBI-75x87x7	75	87	7
MCKBI-75x89x8	75	89	8
MCKBI-80x94x8	80	94	8
MCKBI-84x99x8	85	99	8
MCKBI-90x104x8	90	104	8
MCKBI-95x109x8	95	109	8
MCKBI-105x121x9	105	121	9
MCKBI-110x126x9	110	126	9
MCKBI-120x136x9	120	136	9
MCKBI-130x146x9	130	146	9
MCKBI-140x160x10	140	160	10
MCKBI-150x170x10	150	170	10
MCKBI-160x180x10	160	180	10
MCKBI-170x190x10	170	190	10
MCKBI-190x205x9	190	205	9
MCKBI-200x216x8	200	216	8

## STYLE MSWP Metric Wipers

DMR Part Number	ID	OD	H
MSWP-20x28x4	20	28	4
MSWP-22x30x4	22	30	4
MSWP-25x33x4	25	33	4
MSWP-30x38x4	30	38	4
MSWP-32x40x4	32	40	4
MSWP-32x40x5	32	40	5
MSWP-35x43x4	35	43	4
MSWP-36x44x4	36	44	4
MSWP-40x48x4	40	48	4
MSWP-40x48x5	40	48	5
MSWP-45x53x4	45	53	4
MSWP-50x58x4	50	58	4
MSWP-50x58x5	50	58	5
MSWP-55x63x4	55	63	4
MSWP-56x64x4	56	64	4
MSWP-60x68x4	60	68	4
MSWP-63x71x4	63	71	4
MSWP-65x73x4	65	73	4
MSWP-70x78x4	70	78	4
MSWP-70x80x6.3	70	80	6.3
MSWP-75x83x4	75	83	4
MSWP-80x90x6.3	80	90	6.3
MSWP-85x93x4	85	93	4
MSWP-90x98x4	90	98	4
MSWP-100x108x4	100	108	4
MSWP-140x152x5.5	140	152	5.5

## STYLE MSWH Metric Wipers

DMR Part Number	ID	OD	H
MSWH-14x22x4.5	14	22	4.5
MSWH-16x24x4.5	16	24	4.5
MSWH-18x26x4.5	18	26	4.5
MSWH-20x28x4.5	20	28	4.5
MSWH-22.4x30.4x4.5	22.4	30.4	4.5
MSWH-23.5x31.5x4.5	23.5	31.5	4.5
MSWH-25x32x3.75	25	32	3.75
MSWH-25x33x4.5	25	33	4.5
MSWH-28x36x4.5	28	36	4.5
MSWH-30x38x5	30	38	5
MSWH-31.5x39.5x5	31.5	39.5	5
MSWH-32x40x5	32	40	5
MSWH-35x43x5	35	43	5
MSWH-35.5x43.5x5	35.5	43.5	5
MSWH-36x44x3.6	36	44	3.6
MSWH-36x44x4.5	36	44	4.5
MSWH-40x48x5	40	48	5
MSWH-40x50.6x4.6	40	50.6	4.6
MSWH-42x51x4.5	42	51	4.5
MSWH-45x53x5	45	53	5
MSWH-50x58x4.5	50	58	4.5
MSWH-50x58x5	50	58	5
MSWH-50x59x3.6	50	59	3.6
MSWH-50x60x5	50	60	5
MSWH-53x61x5	53	61	5
MSWH-55x63x5	55	63	5
MSWH-56x64x5	56	64	5
MSWH-60x68x5	60	68	5
MSWH-63x71x5	63	71	5
MSWH-65x73x5	65	73	5
MSWH-67x75x5	67	75	5
MSWH-70x80x5.5	70	80	5.5
MSWH-70x80x6	70	80	6
MSWH-71x81x6	71	81	6

DMR Part Number	ID	OD	H
MSWH-75x85x5.5	75	85	5.5
MSWH-75x85x6	75	85	6
MSWH-78x84x4.5	78	84	4.5
MSWH-80x90x6	80	90	6
MSWH-85x95x6	85	95	6
MSWH-90x100x6	90	100	6
MSWH-98x108x4.5	98	108	4.5
MSWH-98x108x6	98	108	6
MSWH-100x110x6	100	110	6
MSWH-112x122x6	112	122	6
MSWH-117x127x5.5	117	127	5.5
MSWH-125x138x7	125	138	7
MSWH-136x146x5.5	136	146	5.5
MSWH-136x149x7	136	149	7
MSWH-140x153x7	140	153	7
MSWH-145x158x7	145	158	7
MSWH-155x165x5.5	155	165	5.5
MSWH-160x174x7	160	174	7
MSWH-176x186x5.5	176	186	5.5
MSWH-198x208x5.5	198	208	5.5

## STYLE MCWI Metric Wipers

DMR Part Number	ID	OD	H
MCWI-35x50x9	35	50	9
MCWI-40x52x7	40	52	7
MCWI-40x55x9	40	55	9
MCWI-45x57x7	45	57	7
MCWI-45x60x9	45	60	9
MCWI-50x64x8	50	64	8
MCWI-50x65x9	50	65	9
MCWI-55x69x8	55	69	8
MCWI-56x70x7.5	56	70	7.5
MCWI-56x71x9	56	71	9
MCWI-60x70x7	60	70	7
MCWI-60x73x6	60	73	6
MCWI-60x74x8	60	74	8
MCWI-60x75x6	60	75	6
MCWI-63x78x9	63	78	9
MCWI-65x79x8	65	79	8
MCWI-70x80x7	70	80	7
MCWI-70x84x8	70	84	8
MCWI-70x85x7	70	85	7
MCWI-75x89x8	75	89	8
MCWI-75x90x8	75	90	8
MCWI-80x90x7	80	90	7
MCWI-80x94x8	80	94	8
MCWI-80x100x7	80	100	7
MCWI-85x99x8	85	99	8
MCWI-85x100x8	85	100	8
MCWI-90x104x8	90	104	8
MCWI-90x105x6	90	105	6
MCWI-90x105x7	90	105	7
MCWI-90x105x8	90	105	8
MCWI-90x106x8	90	106	8
MCWI-95x109x8	95	109	8
MCWI-95x110x8	95	110	8
MCWI-100x116x8	100	116	8

DMR Part Number	ID	OD	H
MCWI-105x121x9	105	121	9
MCWI-110x125x8	110	125	8
MCWI-110x126x9	110	126	9
MCWI-110x130x8	110	130	8
MCWI-110x130x10	110	130	10
MCWI-125x140x9	125	140	9
MCWI-130x146x9	130	146	9
MCWI-150x170x10	150	170	10

## STYLE MDS Metric PIN Wipers

DMR Part Number	ID	OD	H
MDS-30X40X4	30	40	4
MDS-35X45X4	35	45	4
MDS-40X50X4	40	50	4
MDS-45X55X4	45	55	4
MDS-50X60X4	50	60	4
MDS-50X65X6	50	65	6
MDS-55X68X4	55	68	4
MDS-60X75X4	60	75	4
MDS-65X80X4	65	80	4
MDS-70X85X4	70	85	4
MDS-70X85X6	70	85	6
MDS-75X90X4	75	90	4
MDS-80X95X4	80	95	4
MDS-80X95X6	80	95	6
MDS-85X100X4	85	100	4
MDS-90X105X4	90	105	4
MDS-95X110X4	95	110	4
MDS-100X115X4	100	115	4
MDS-100X120X4	100	120	4
MDS-110X125X4	110	125	4
MDS-120X135X4	120	135	4

## STYLE MCWA Metric PIN Wipers

DMR Part Number	ID	OD	H
MCWA-40X50X3.18	40	50	3.18
MCWA-45X55X3.18	45	55	3.18
MCWA-55X65X3.18	55	65	3.18
MCWA-60X75X5	60	75	5
MCWA-65X80X5	65	80	5
MCWA-70X80X5	70	80	5
MCWA-71X86X5	71	86	5
MCWA-80X90X3.18	80	90	3.18
MCWA-80X90X7	80	90	7
MCWA-80X95X5	80	95	5
MCWA-90X100X7	90	100	7